



Newton County, MO

MOKAN Economic Partnership



Contents

Report Parameters	1
Economy Overview	2
Unemployment by Demographics	4
Historic & Projected Trends	8
Population Characteristics	12
Inbound and Outbound Migration	14
Industry Characteristics	16
Business Characteristics	22
Workforce Characteristics	24
Educational Pipeline	31
In-Demand Skills	32

Report Parameters

1 County

29145	Newton County, MO
-------	-------------------

Class of Worker

QCEW Employees, Non-QCEW Employees, and Self-Employed

The information in this report pertains to the chosen geographical area.

Economy Overview

58,232

Population (2020)

Population **grew by 94** over the last 5 years but is projected to **decrease by 320** over the next 5 years.

22,562

Total Regional Employment

Jobs **grew by 2,699** over the last 5 years and are projected to **grow by 1,858** over the next 5 years.

\$50.8K

Median Household Income (2019)

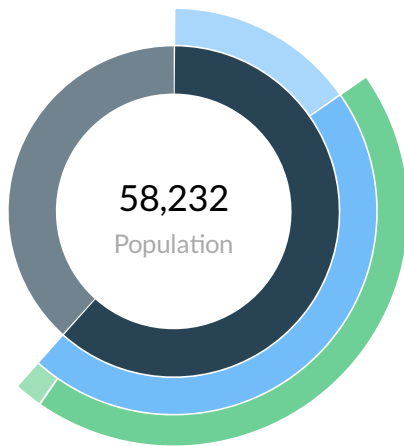
Median household income is **\$12.0K below** the national median household income of \$62.8K.

Takeaways

- As of 2020 the region's population **increased by 0.2%** since 2015, growing by 94. Population is expected to **decrease by 0.6%** between 2020 and 2025, losing 320.
- From 2015 to 2020, jobs **increased by 13.6%** in Newton County, MO from 19,863 to **22,562**. This change **outpaced the national growth rate of 1.3% by 12.3%**. As the number of jobs increased, the **labor force participation rate decreased from 60.8% to 57.5% between 2015 and 2020**.
- Concerning educational attainment, **13.5% of Newton County, MO residents possess a Bachelor's Degree** (6.5% below the national average), and **9.2% hold an Associate's Degree** (0.6% above the national average).
- The top three industries in 2020 are General Medical and Surgical Hospitals, Education and Hospitals (Local Government), and Restaurants and Other Eating Places.

	Population (2020)	Labor Force (2020)	Jobs (2020)	Cost of Living	GRP	Imports	Exports
Region	58,232	27,002	22,562	90.2	\$2.04B	\$3.36B	\$2.87B
State	6,168,743	3,055,792	3,071,490	90.3	\$312.19B	\$326.70B	\$375.83B

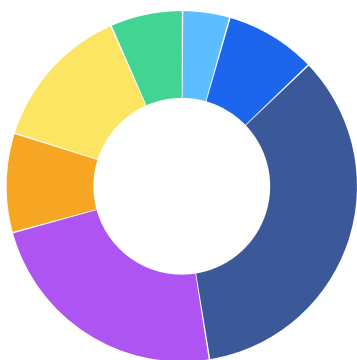
2020 Labor Force Breakdown



	Population
● Total Working Age Population	35,855
● Not in Labor Force (15+)	8,853
● Labor Force	27,002
● Employed	25,853
● Unemployed	1,149
● Under 15	22,377

Educational Attainment

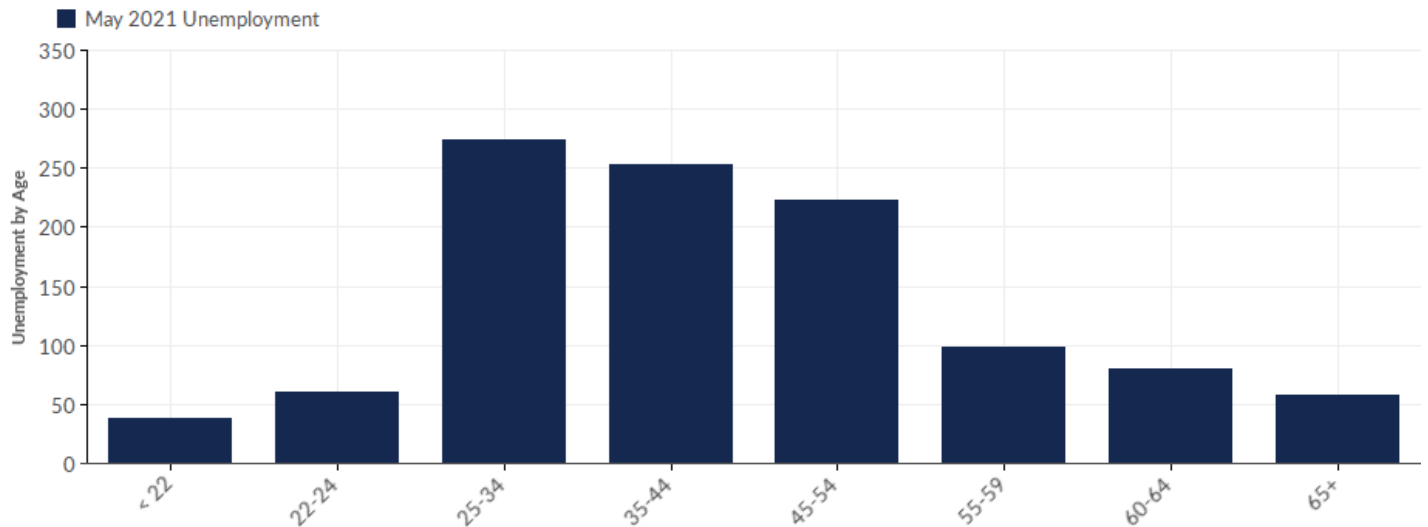
Concerning educational attainment, **13.5% of Newton County, MO residents possess a Bachelor's Degree** (6.5% below the national average), and **9.2% hold an Associate's Degree** (0.6% above the national average).



	% of Population	Population
● Less Than 9th Grade	4.4%	1,738
● 9th Grade to 12th Grade	8.4%	3,360
● High School Diploma	34.6%	13,820
● Some College	23.3%	9,284
● Associate's Degree	9.2%	3,653
● Bachelor's Degree	13.5%	5,388
● Graduate Degree and Higher	6.7%	2,666


Unemployment by Demographics

Unemployment by Age



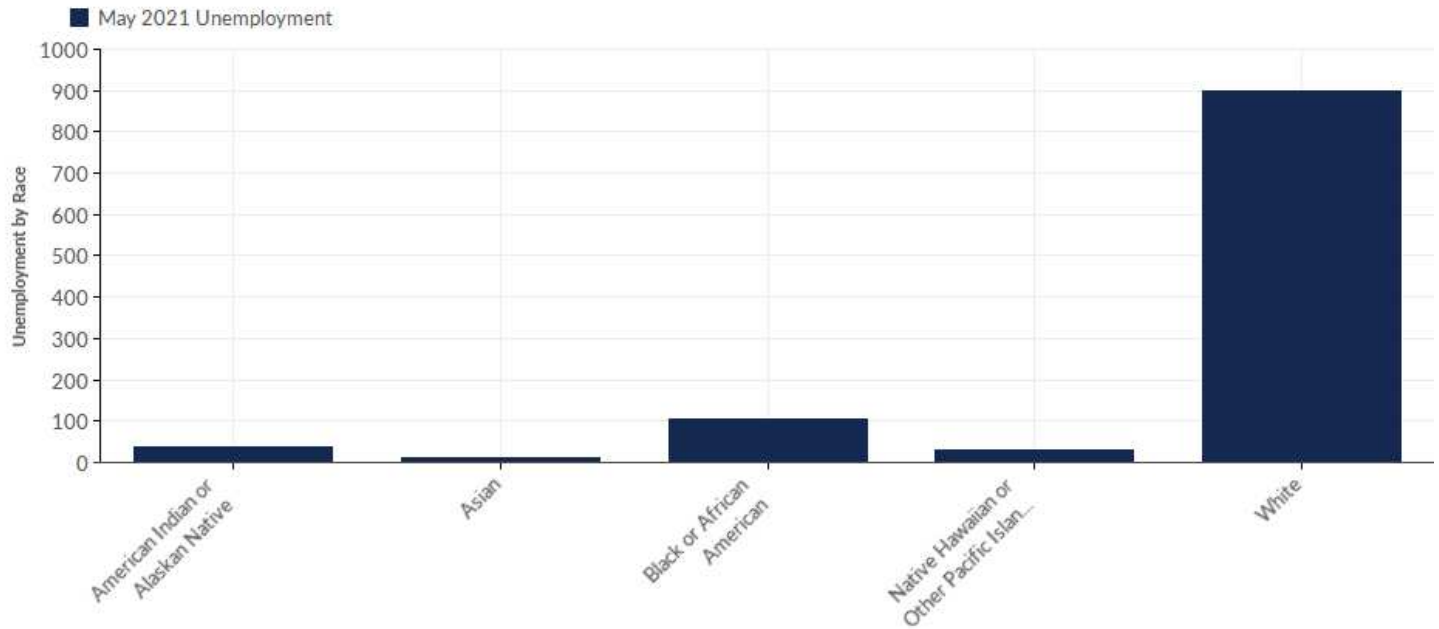
Age	Unemployment (May 2021)	% of Age Cohort
< 22	38	3.51%
22-24	60	5.54%
25-34	273	25.21%
35-44	252	23.27%
45-54	222	20.50%
55-59	99	9.14%
60-64	80	7.39%
65+	58	5.36%
Total	1,083	100.00%

Unemployment by Gender



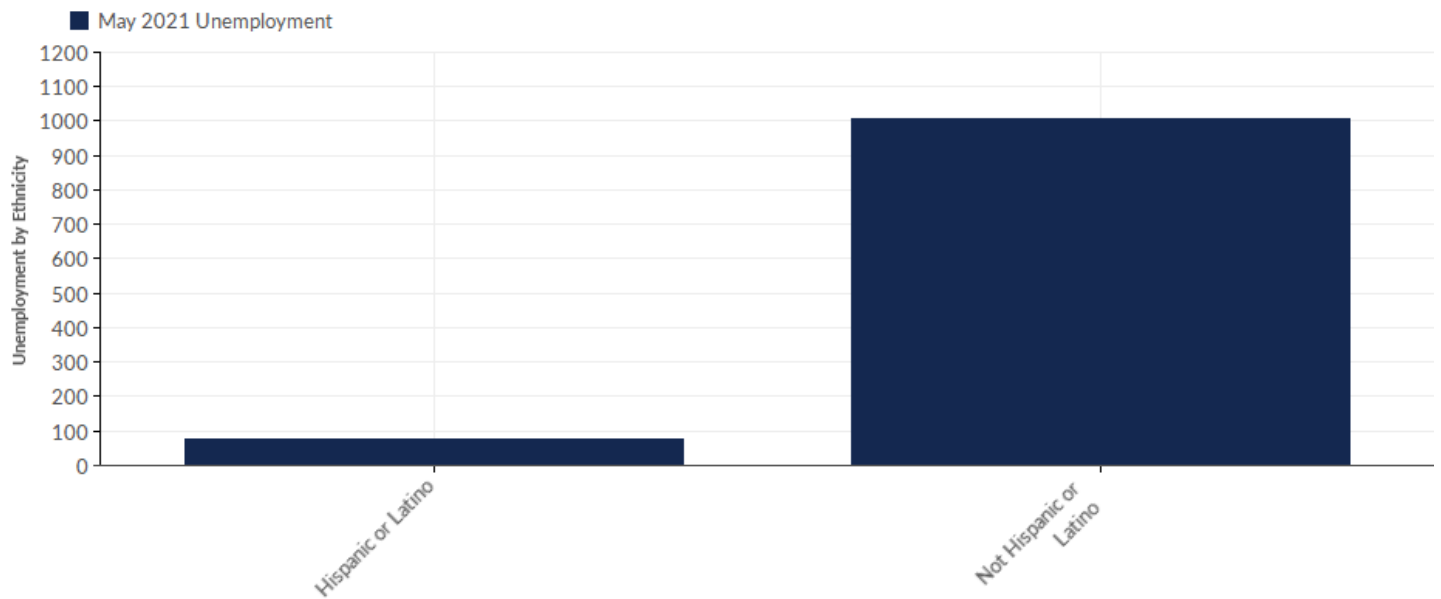
Gender	Unemployment (May 2021)	% of Age Cohort
Females	539	49.77%
Males	544	50.23%
Total	1,083	100.00%

Unemployment by Race



Race	Unemployment (May 2021)	% of Age Cohort
American Indian or Alaskan Native	39	3.60%
Asian	11	1.02%
Black or African American	106	9.79%
Native Hawaiian or Other Pacific Islander	28	2.59%
White	899	83.01%
Total	1,083	100.00%

Unemployment by Ethnicity

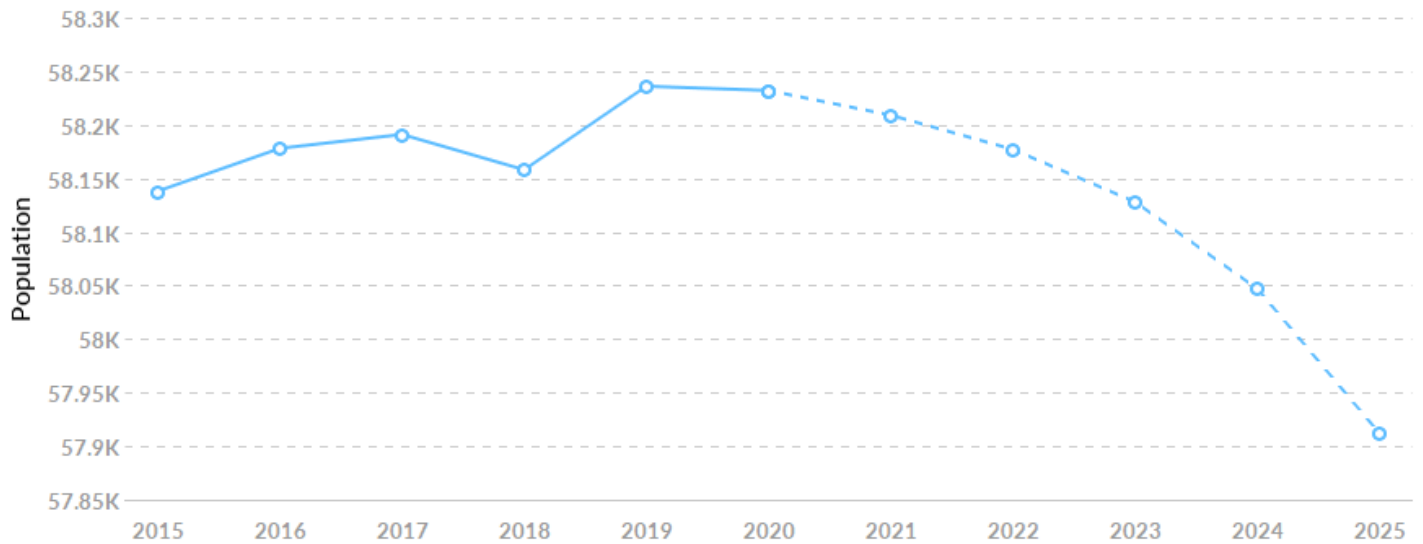


Ethnicity	Unemployment (May 2021)	% of Age Cohort
Hispanic or Latino	75	6.93%
Not Hispanic or Latino	1,008	93.07%
Total	1,083	100.00%

Historic & Projected Trends

Population Trends

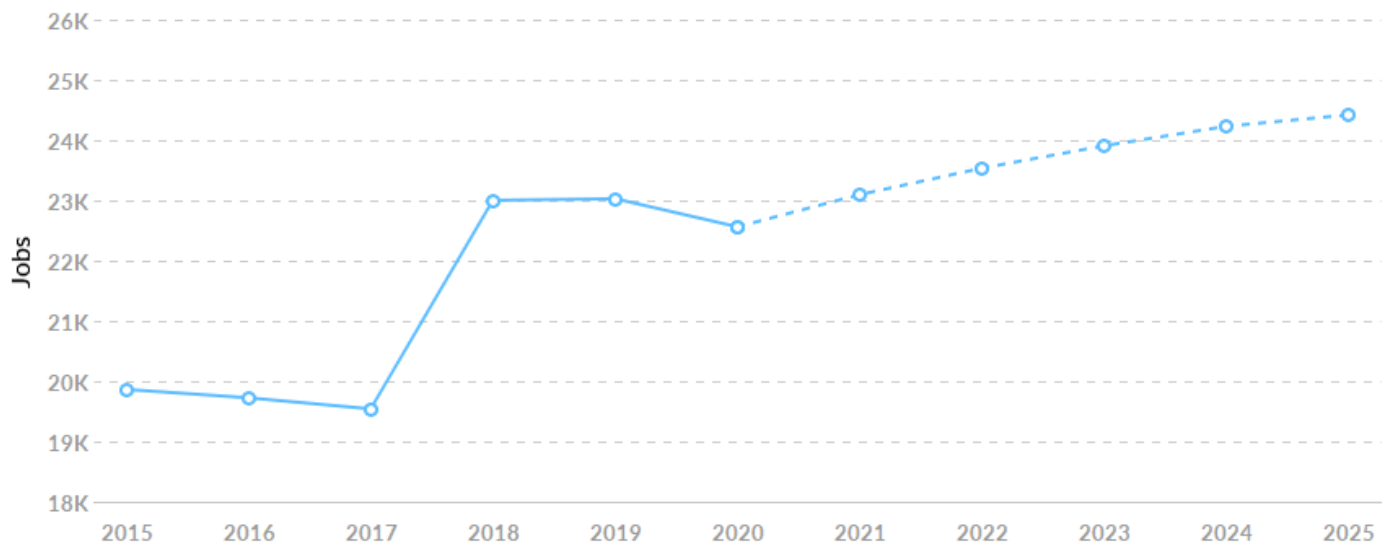
As of 2020 the region's population **increased by 0.2%** since 2015, growing by 94. Population is expected to **decrease by 0.6%** between 2020 and 2025, losing 320.



Timeframe	Population
2015	58,138
2016	58,178
2017	58,191
2018	58,158
2019	58,236
2020	58,232
2021	58,209
2022	58,177
2023	58,128
2024	58,047
2025	57,912

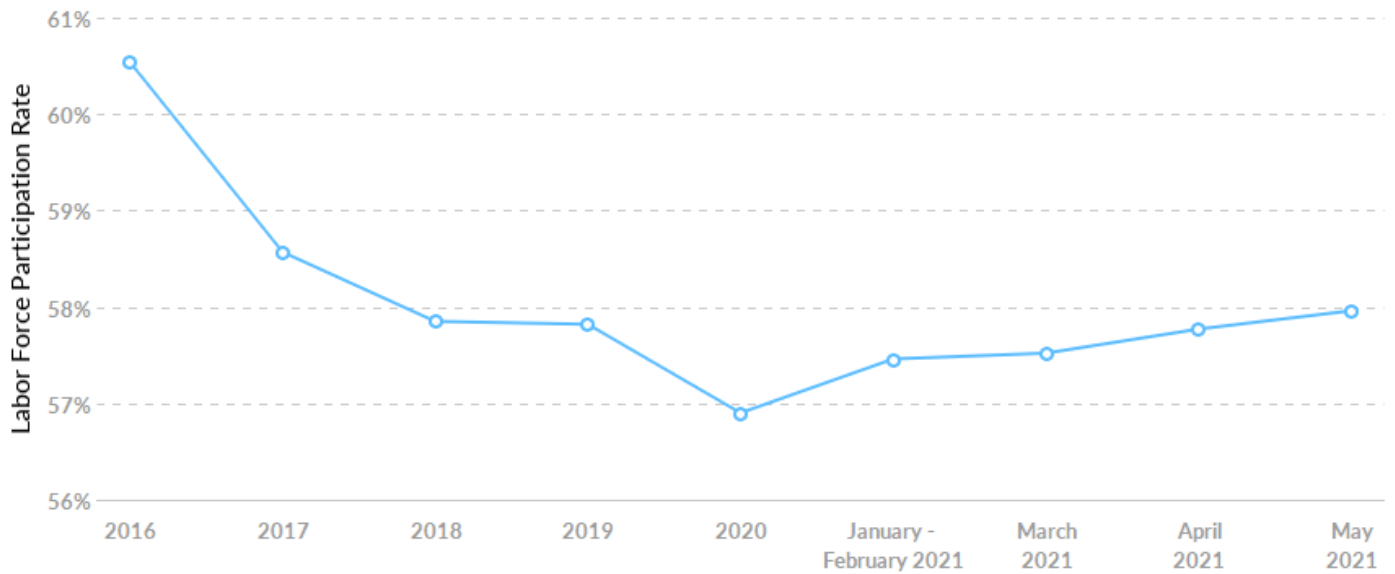
Job Trends

From 2015 to 2020, jobs increased by 13.6% in Newton County, MO from 19,863 to 22,562. This change **outpaced the national growth rate of 1.3% by 12.3%.**



Timeframe	Jobs
2015	19,863
2016	19,724
2017	19,540
2018	23,002
2019	23,028
2020	22,562
2021	23,096
2022	23,535
2023	23,907
2024	24,230
2025	24,420

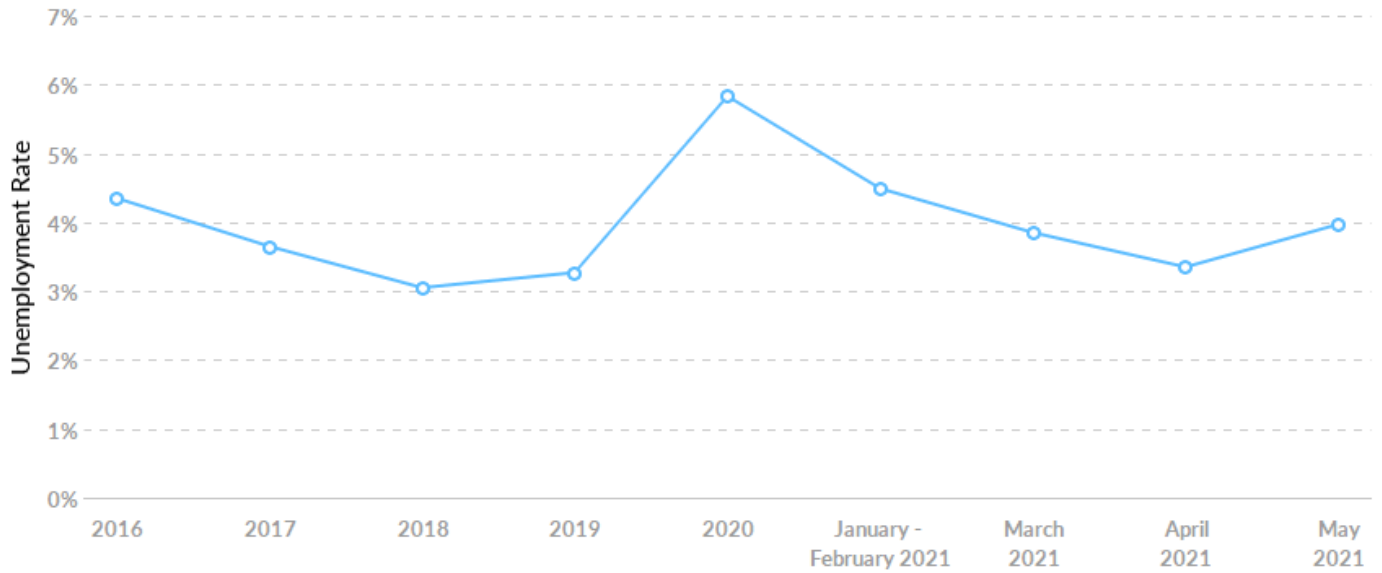
Labor Force Participation Rate Trends



Timeframe	Labor Force Participation Rate
2016	60.54%
2017	58.57%
2018	57.85%
2019	57.82%
2020	56.90%
January - February 2021	57.46%
March 2021	57.52%
April 2021	57.77%
May 2021	57.96%

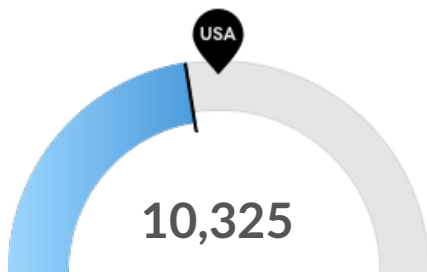
Unemployment Rate Trends

Newton County, MO had a May 2021 unemployment rate of 3.97%, **decreasing from 4.35% 5 years before.**



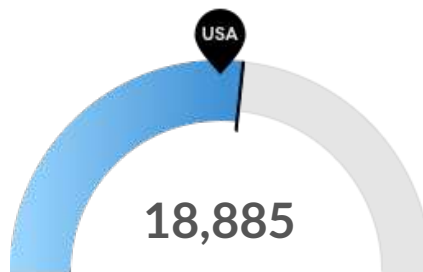
Timeframe	Unemployment Rate
2016	4.35%
2017	3.65%
2018	3.05%
2019	3.27%
2020	5.83%
January - February 2021	4.49%
March 2021	3.85%
April 2021	3.35%
May 2021	3.97%

Population Characteristics



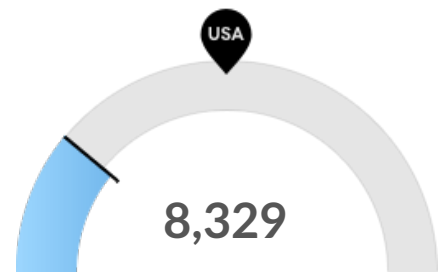
Millennials

Newton County, MO has 10,325 millennials (ages 25-39). The national average for an area this size is 12,007.



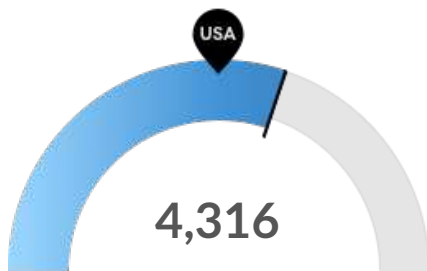
Retiring Soon

Retirement risk is high in Newton County, MO. The national average for an area this size is 17,122 people 55 or older, while there are 18,885 here.



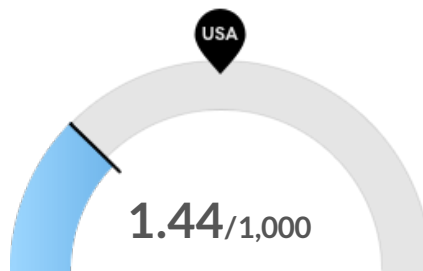
Racial Diversity

Racial diversity is low in Newton County, MO. The national average for an area this size is 23,229 racially diverse people, while there are 8,329 here.



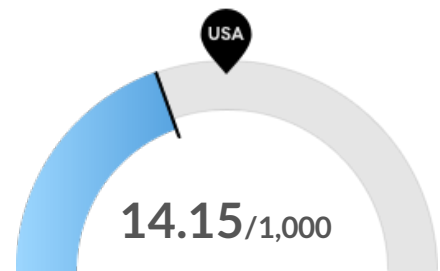
Veterans

Newton County, MO has 4,316 veterans. The national average for an area this size is 3,234.



Violent Crime

Newton County, MO has 1.44 violent crimes per 1,000 people. The national rate is 3.53 per 1,000 people.

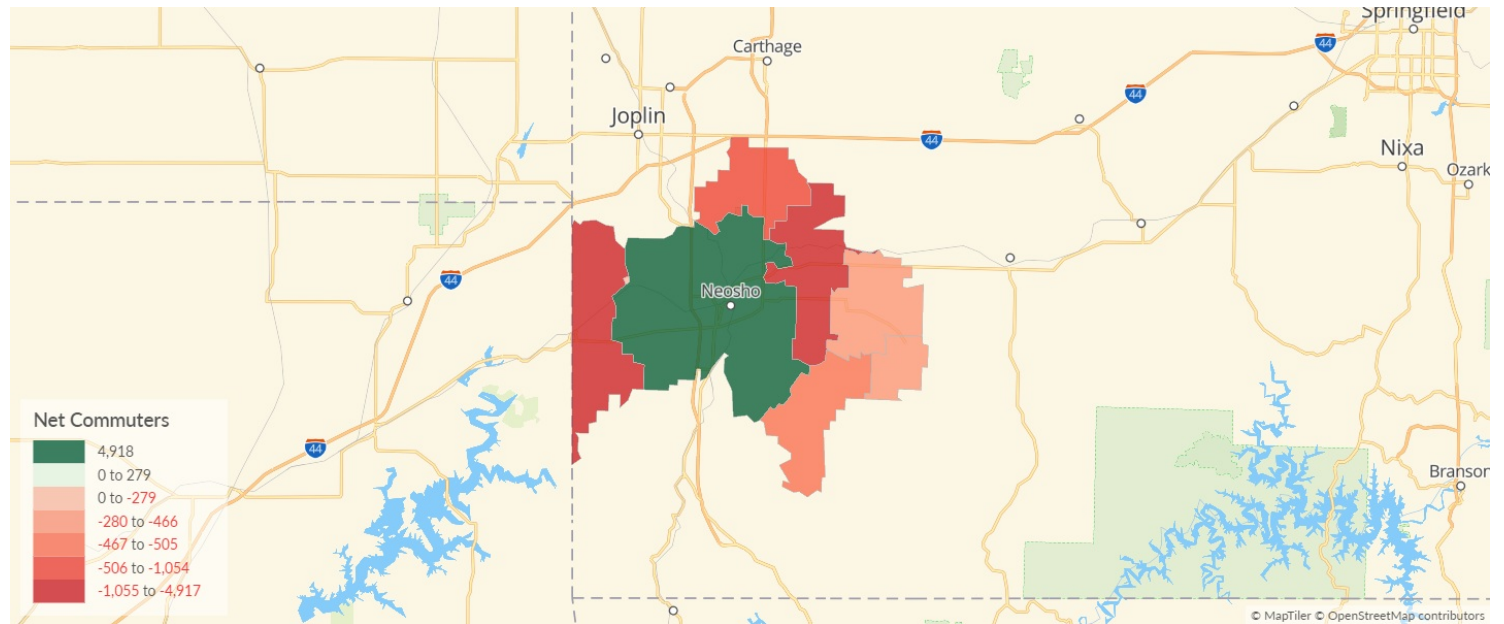


Property Crime

Newton County, MO has 14.15 property crimes per 1,000 people. The national rate is 19.79 per 1,000 people.

Place of Work vs Place of Residence

Understanding where talent in Newton County, MO currently works compared to where talent lives can help you optimize site decisions.



Where Talent Works

ZIP	Name	2020 Employment
64850	Neosho, MO (in Newto...	18,601
64865	Seneca, MO (in Newton...	1,567
64844	Granby, MO (in Newton...	1,015
64840	Diamond, MO (in Newt...	812
64866	Stark City, MO (in Newt...	309

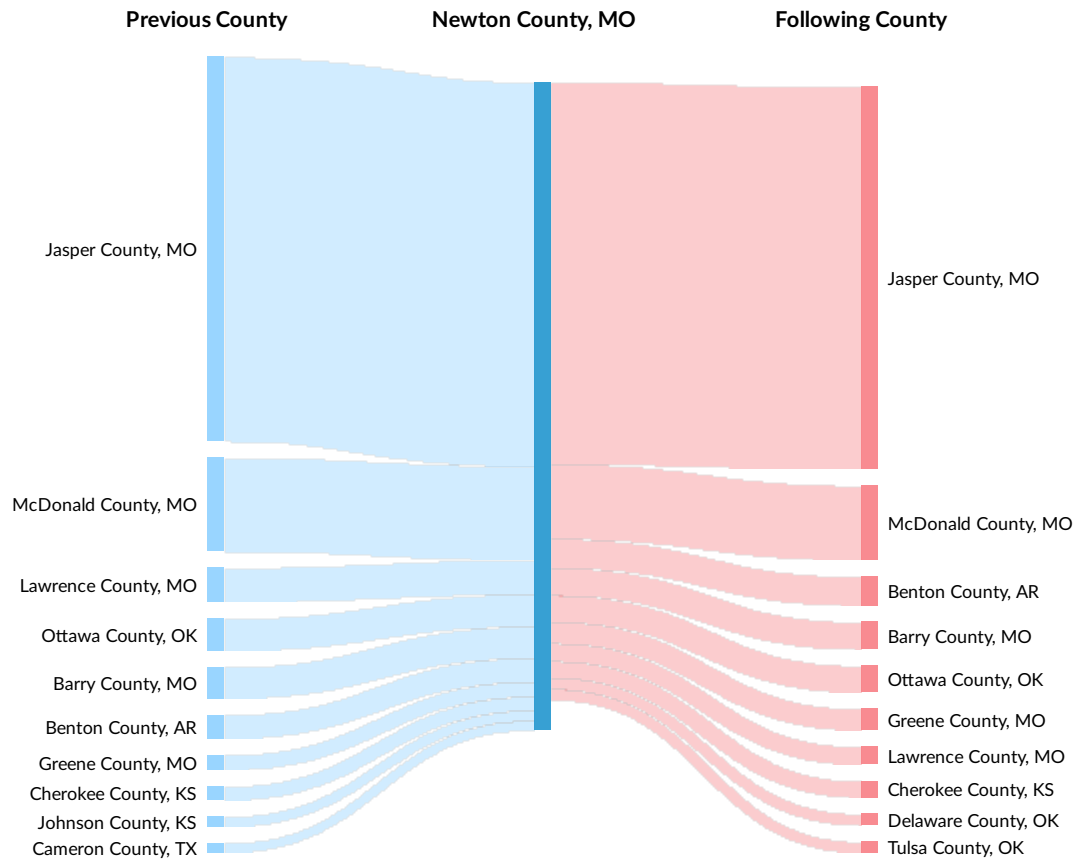
Where Talent Lives

ZIP	Name	2020 Workers
64850	Neosho, MO (in Newto...	13,683
64865	Seneca, MO (in Newton...	2,633
64844	Granby, MO (in Newton...	2,070
64840	Diamond, MO (in Newt...	1,318
64866	Stark City, MO (in Newt...	615

Inbound and Outbound Migration

The table below analyzes past and current residents of Newton County, MO. The left column shows residents of other counties migrating to Newton County, MO. The right column shows residents migrating from Newton County, MO to other counties.

As of 2019, 1,268 people have migrated from Jasper County, MO to Newton County, MO. In the same year, 1,261 people left Newton County, MO migrating to Jasper County, MO. The total Net Migration for Newton County, MO in 2018 was 82.

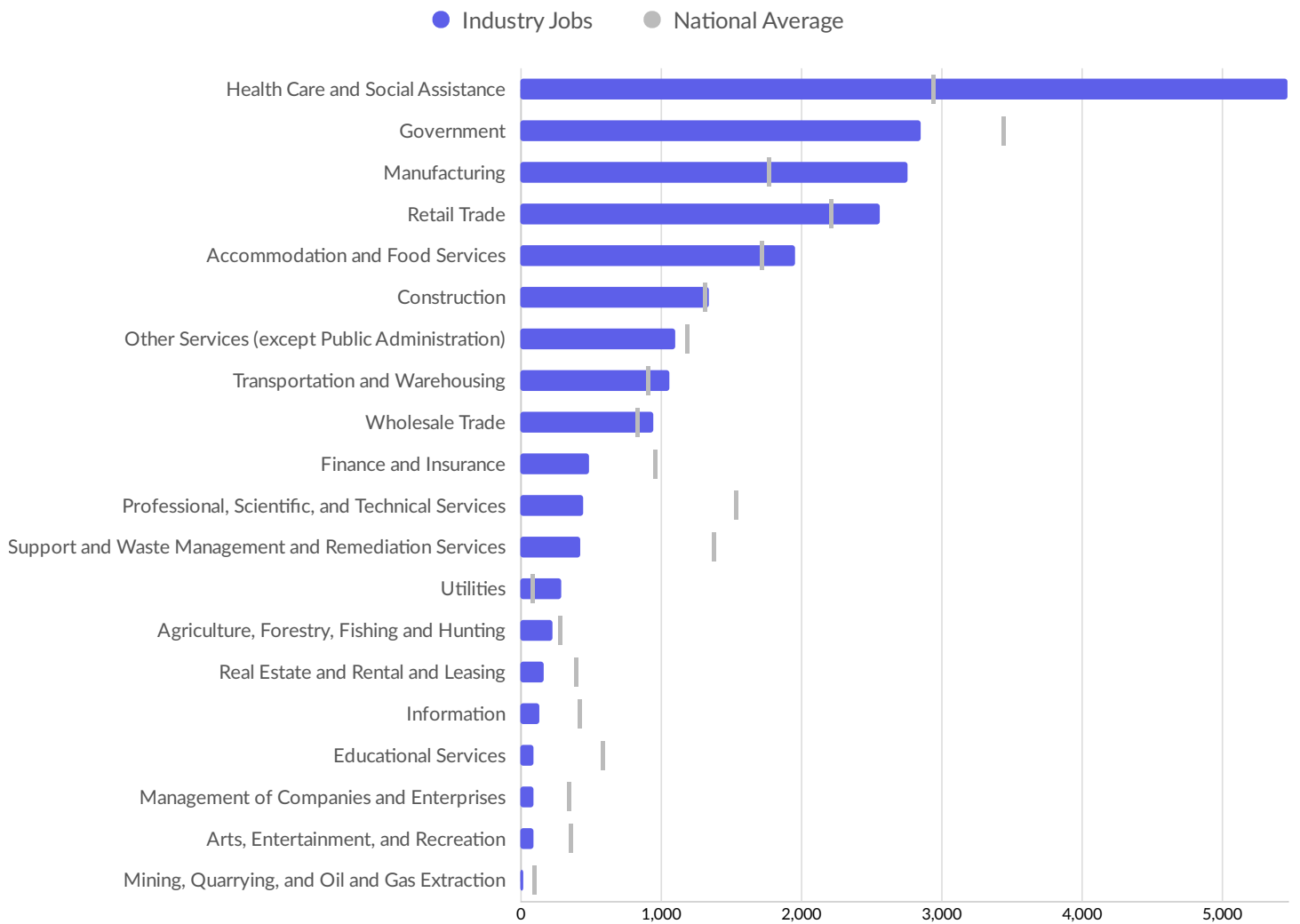


Top Previous Counties	Migrations
Jasper County, MO	1,268
McDonald County, MO	309
Lawrence County, MO	113
Ottawa County, OK	106
Barry County, MO	104
Benton County, AR	78

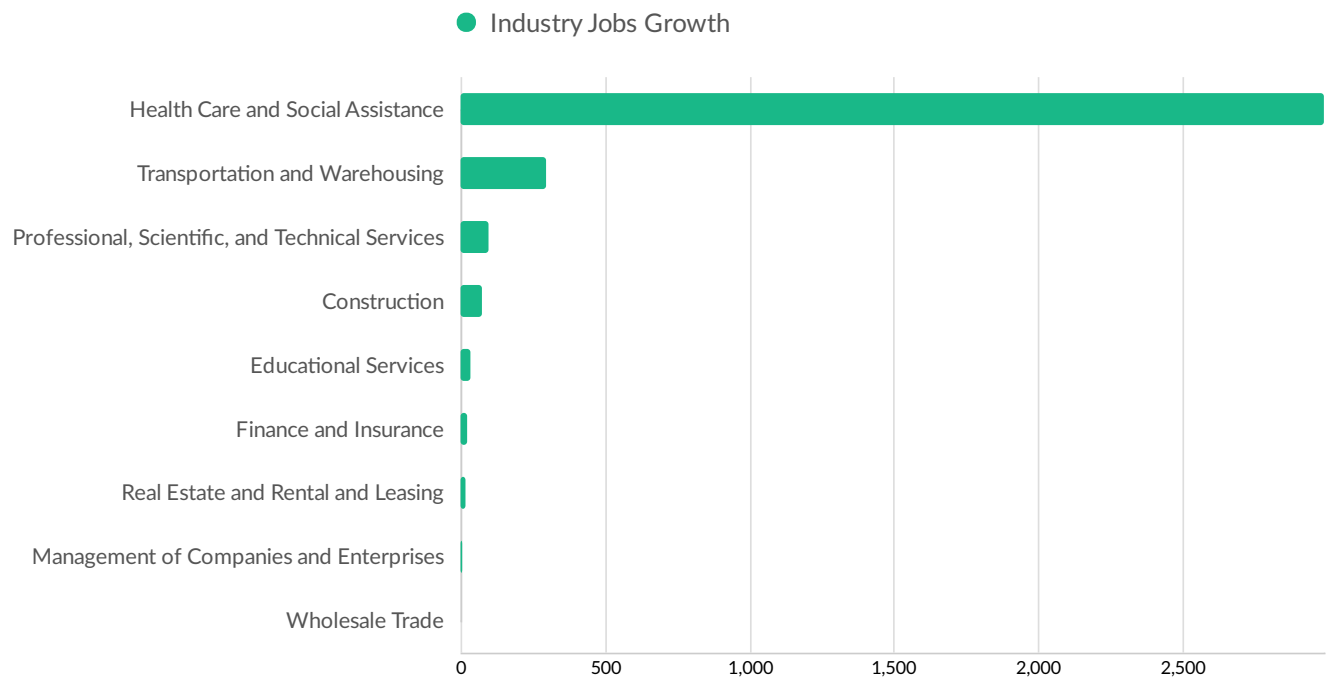
Top Previous Counties	Migrations
Greene County, MO	49
Cherokee County, KS	45
Johnson County, KS	33
Cameron County, TX	32
Washington County, AR	31
Anchorage Borough County, AK	25
Madison County, ID	24
Orange County, NY	23
Tulsa County, OK	23
Top Following Counties	Migrations
Jasper County, MO	1,261
McDonald County, MO	246
Benton County, AR	96
Barry County, MO	90
Ottawa County, OK	88
Greene County, MO	71
Lawrence County, MO	59
Cherokee County, KS	54
Delaware County, OK	37
Tulsa County, OK	36
Collin County, TX	35
Johnson County, KS	35
Shelby County, TN	35
Santa Rosa County, FL	34
Hillsborough County, FL	33

Industry Characteristics

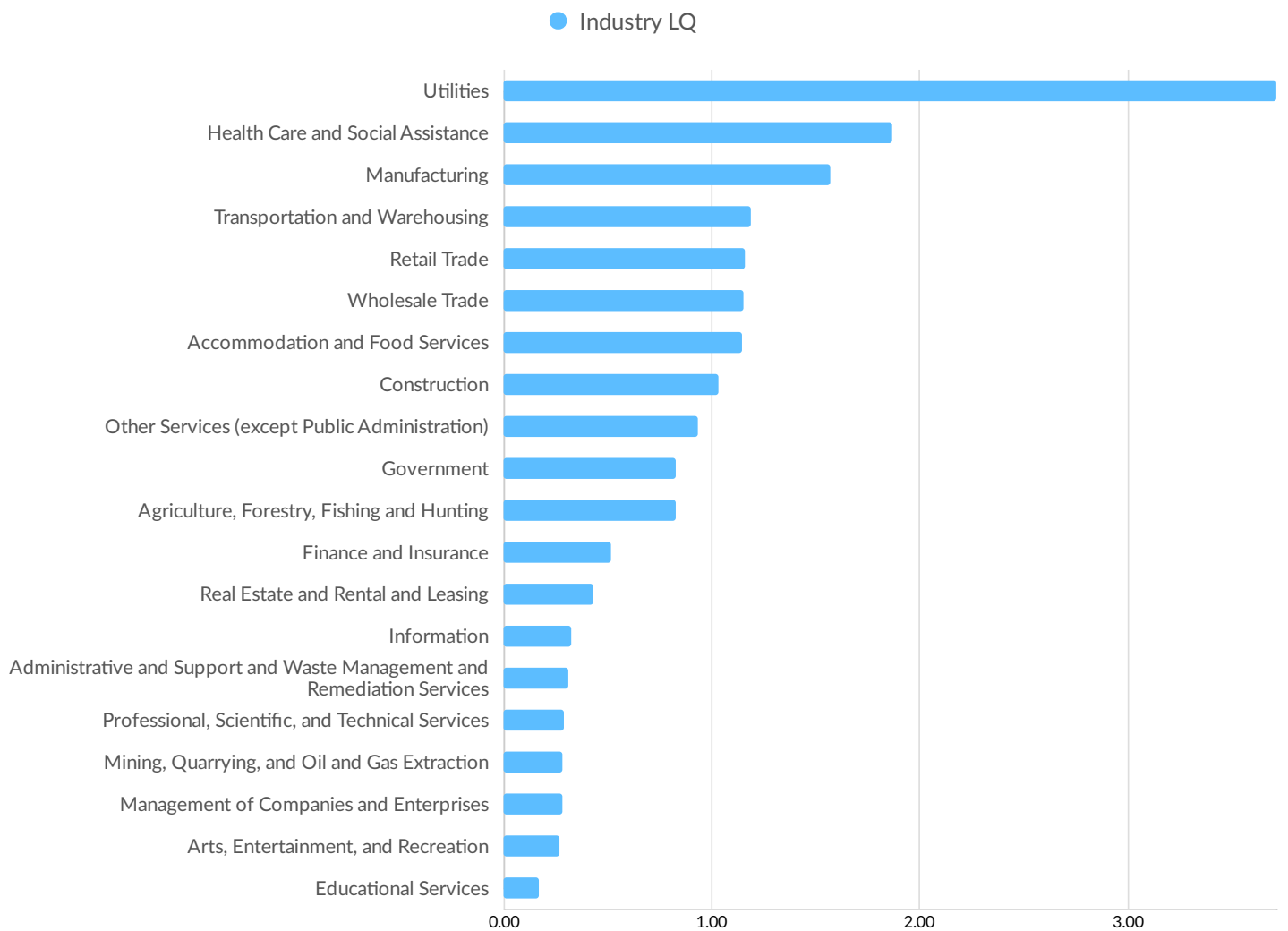
Largest Industries



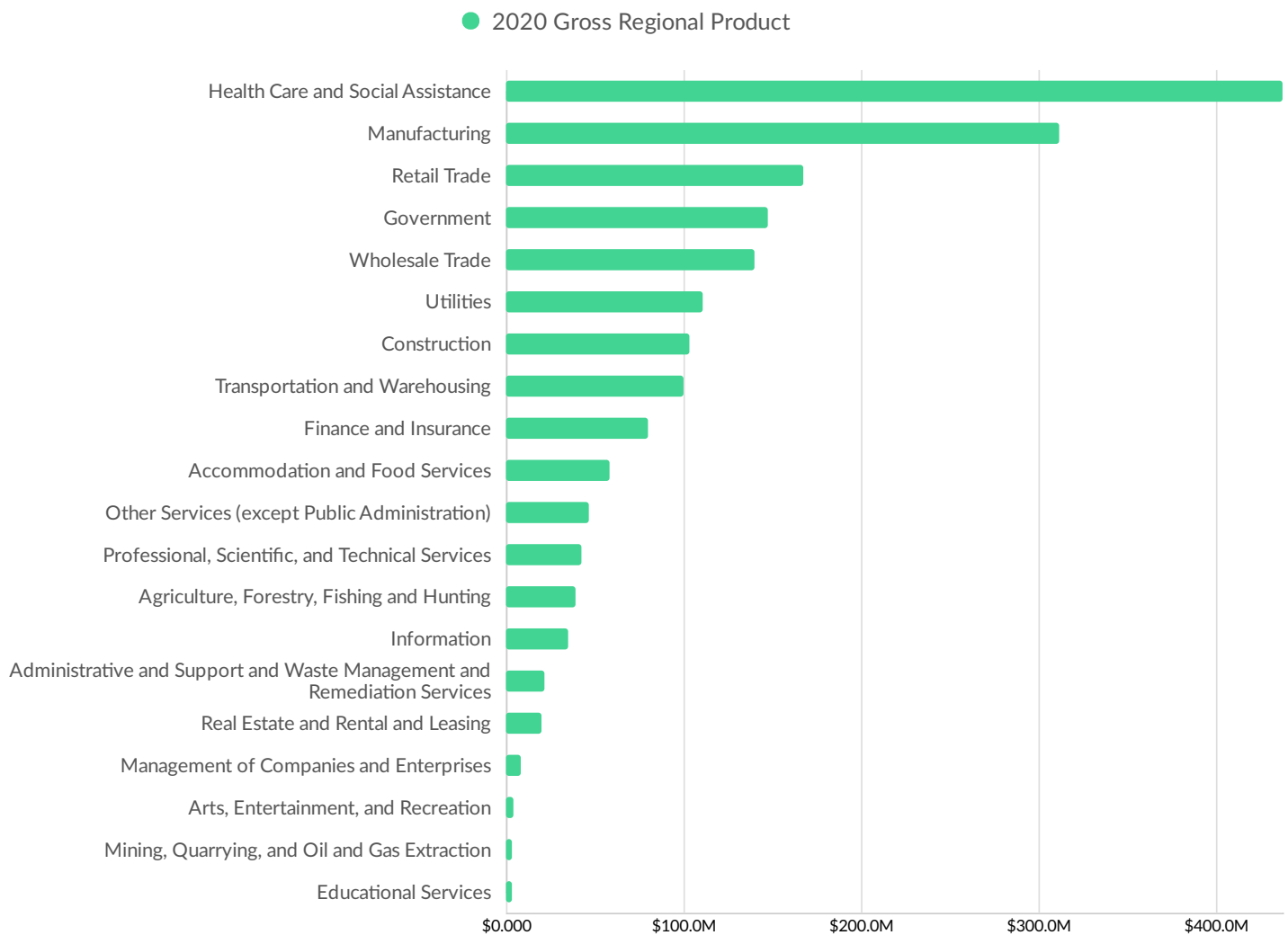
Top Growing Industries



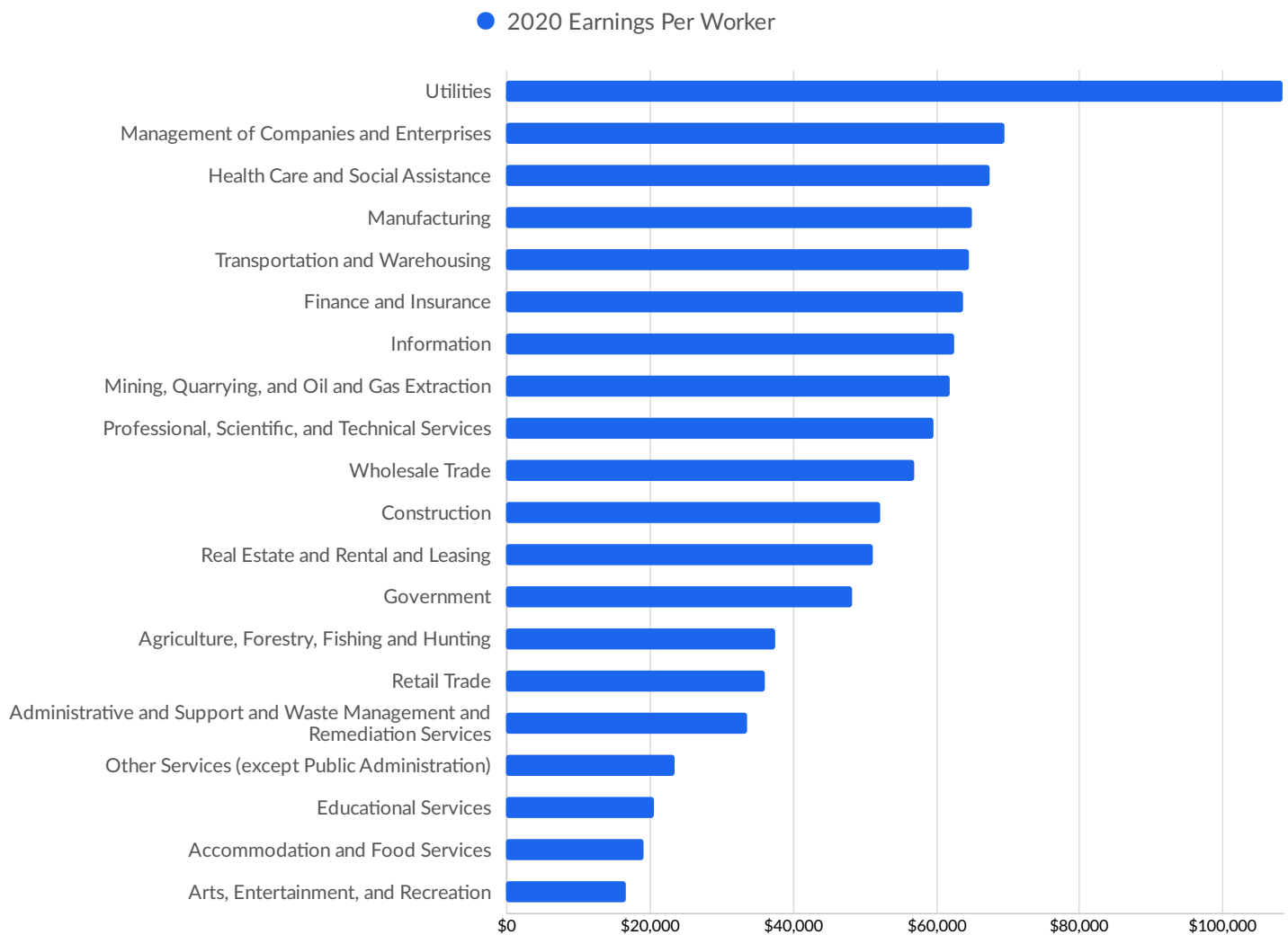
Top Industry LQ



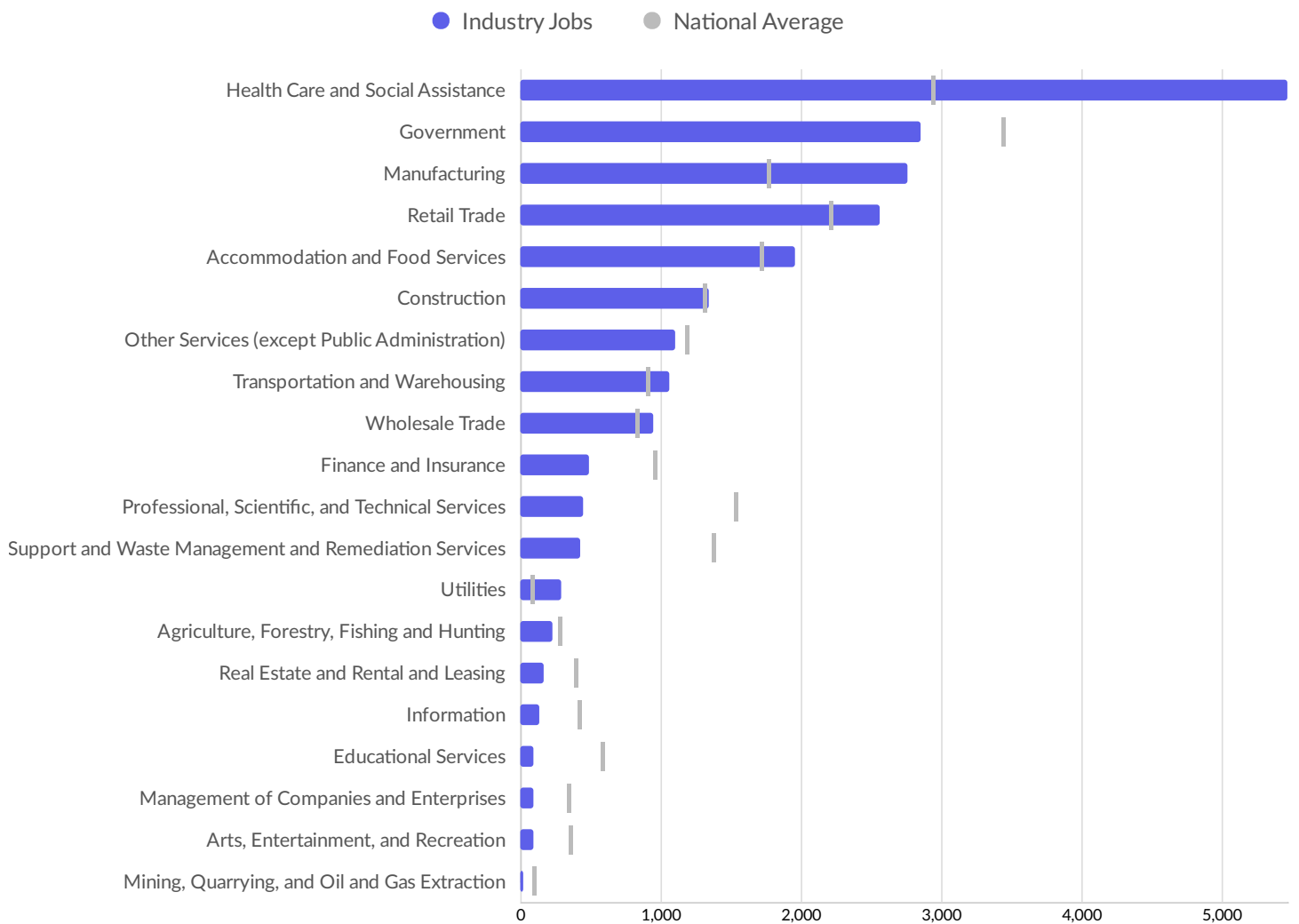
Top Industry GRP



Top Industry Earnings























Largest Industries



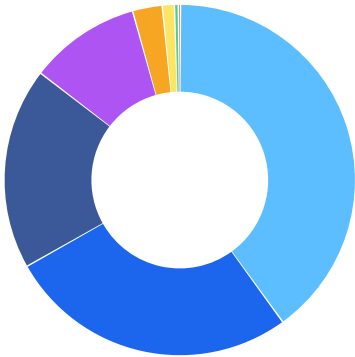
Business Characteristics

2,656 Companies Employ Your Workers

Online profiles for your workers mention 2,656 companies as employers, with the top 10 appearing below. In the last 12 months, 886 companies in Newton County, MO posted job postings, with the top 10 appearing below.

Top Companies	Profiles	Top Companies Posting	Unique Postings
Crowder College	130 	U.S. Xpress, Inc.	112 
Freeman Health System	119 	Hogan Transports Inc	111 
Neosho R-5 School District	88 	Wal-Mart, Inc.	103 
Wal-Mart, Inc.	71 	ManpowerGroup Global	101 
Mercy	54 	Dollar General Corporation	99 
La-Z-Boy Incorporated	47 	Uber Eats	94 
Indigo Sky LLC	39 	USA Truck, Inc.	93 
Jack Henry & Associates, Inc.	37 	Land O'Lakes, Inc.	90 
AT&T Inc.	35 	Love's Travel Stops & Country St...	85 
Lowe's Companies, Inc.	34 	Great Clips, Inc.	82 

Business Size

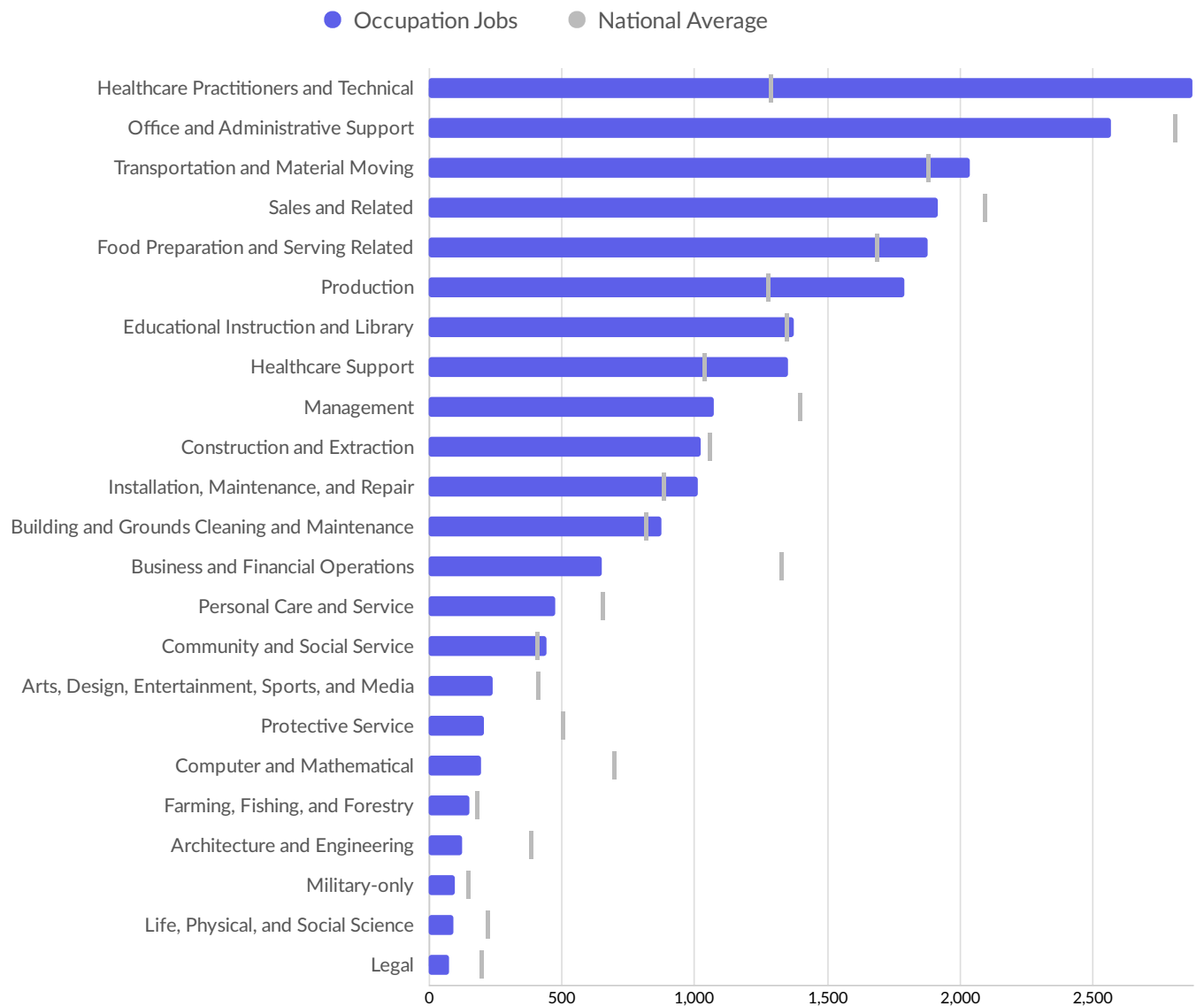


	Percentage	Business Count
1 to 4 employees	39.9%	788
5 to 9 employees	26.8%	529
10 to 19 employees	18.6%	367
20 to 49 employees	10.2%	202
50 to 99 employees	2.7%	54
100 to 249 employees	1.1%	22
250 to 499 employees	0.4%	7
500+ employees	0.2%	4

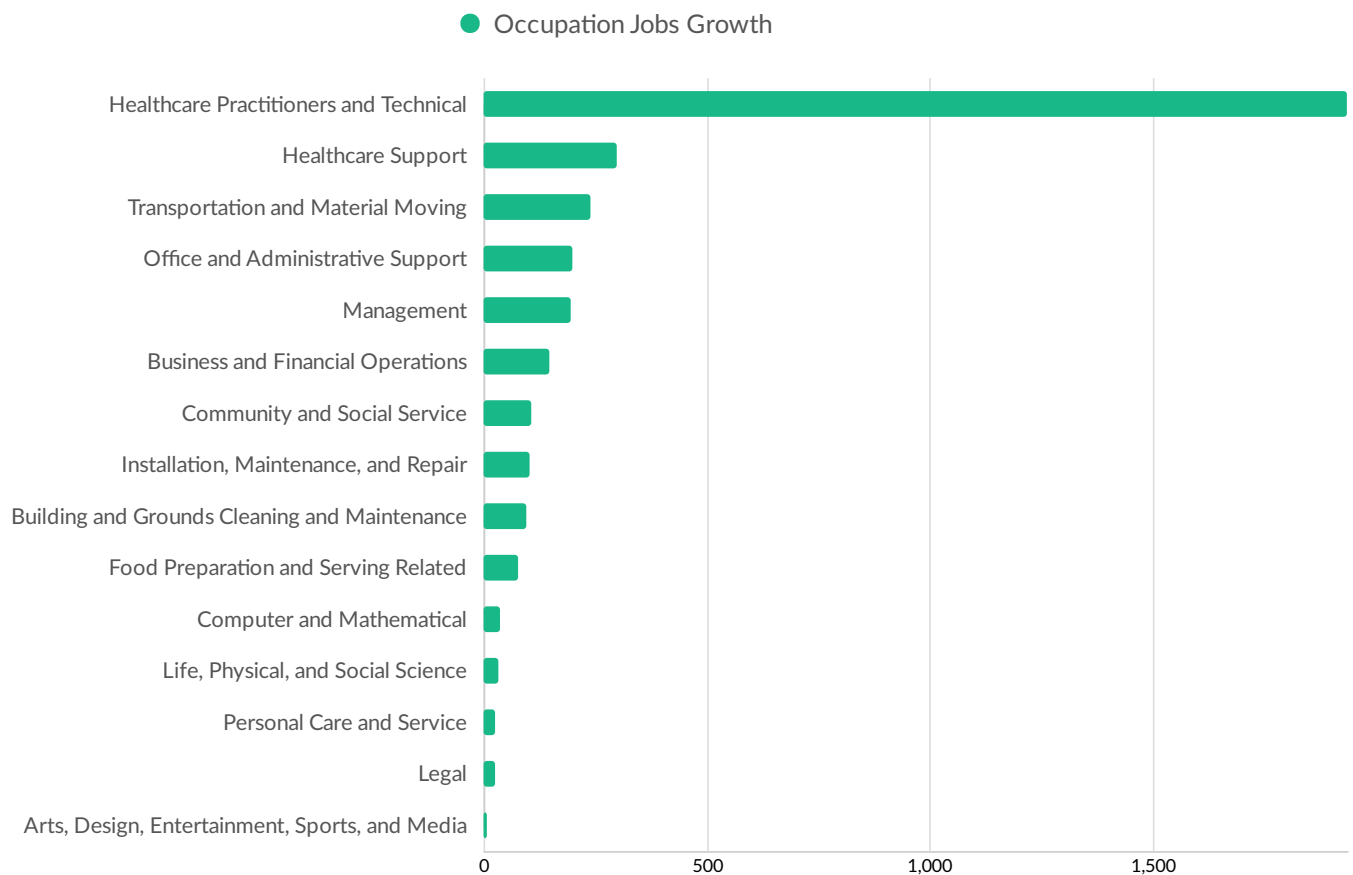
*Business Data by DatabaseUSA.com is third-party data provided by Emsi to its customers as a convenience, and Emsi does not endorse or warrant its accuracy or consistency with other published Emsi data. In most cases, the Business Count will not match total companies with profiles on the summary tab.

Workforce Characteristics

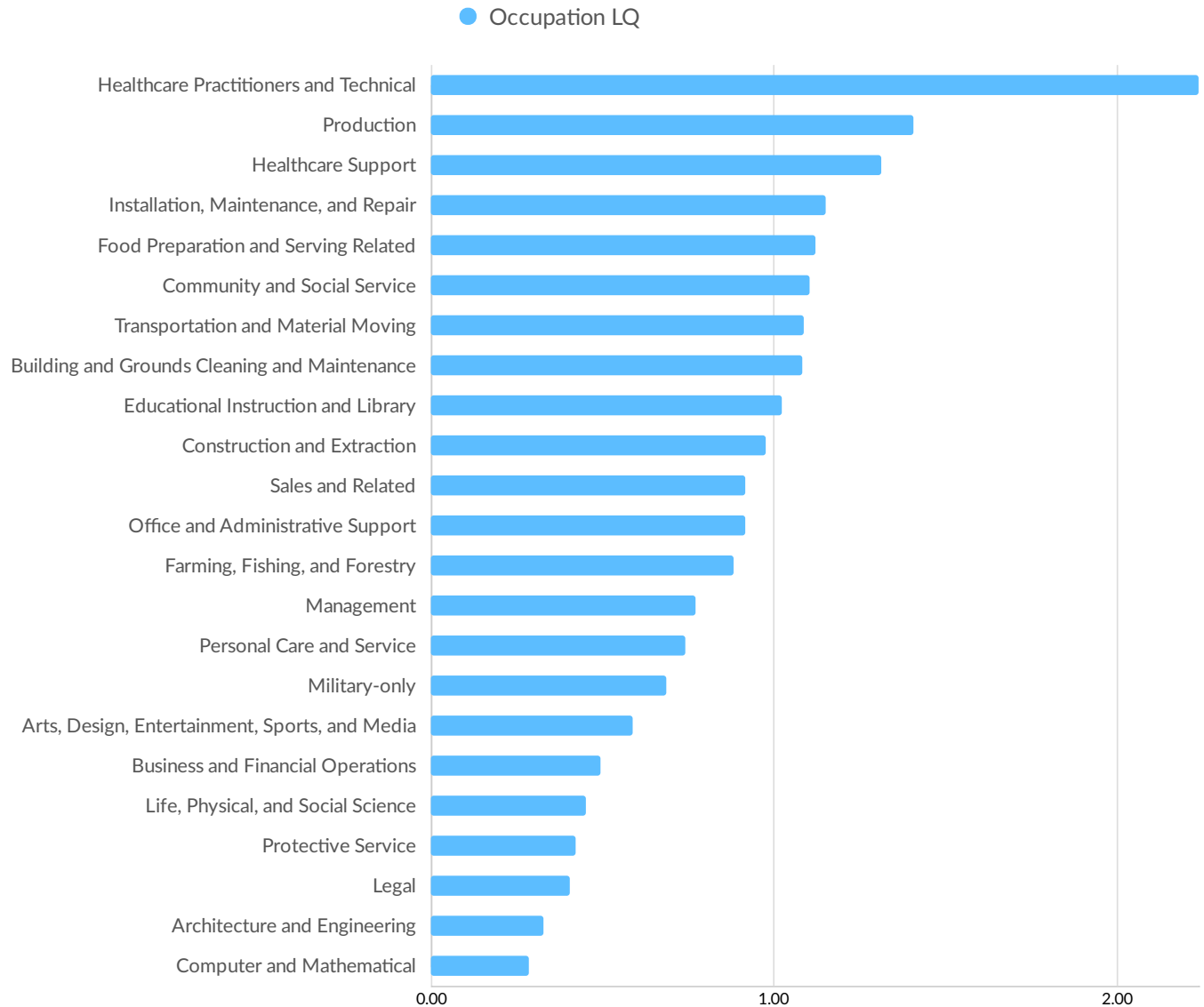
Largest Occupations



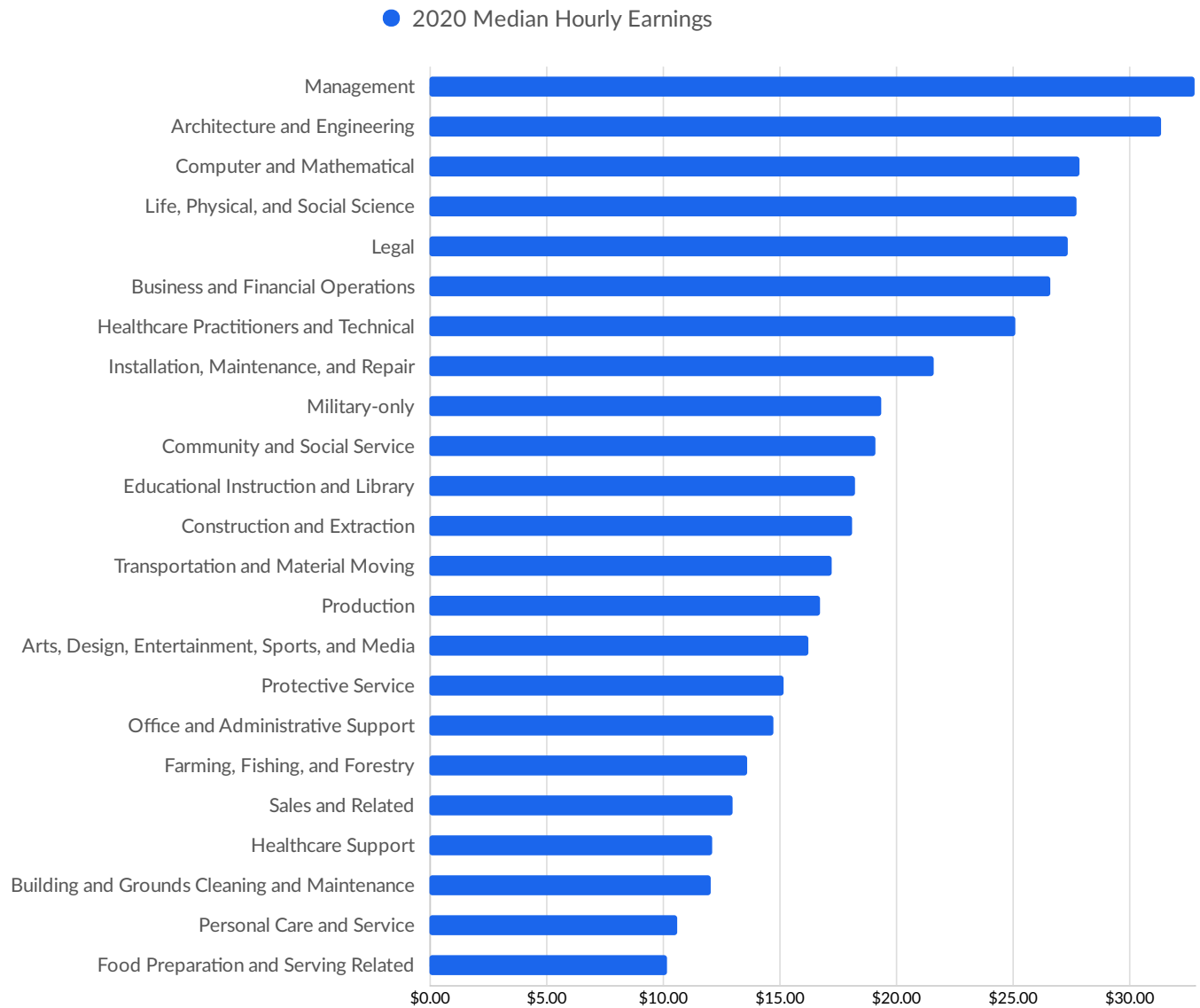
Top Growing Occupations



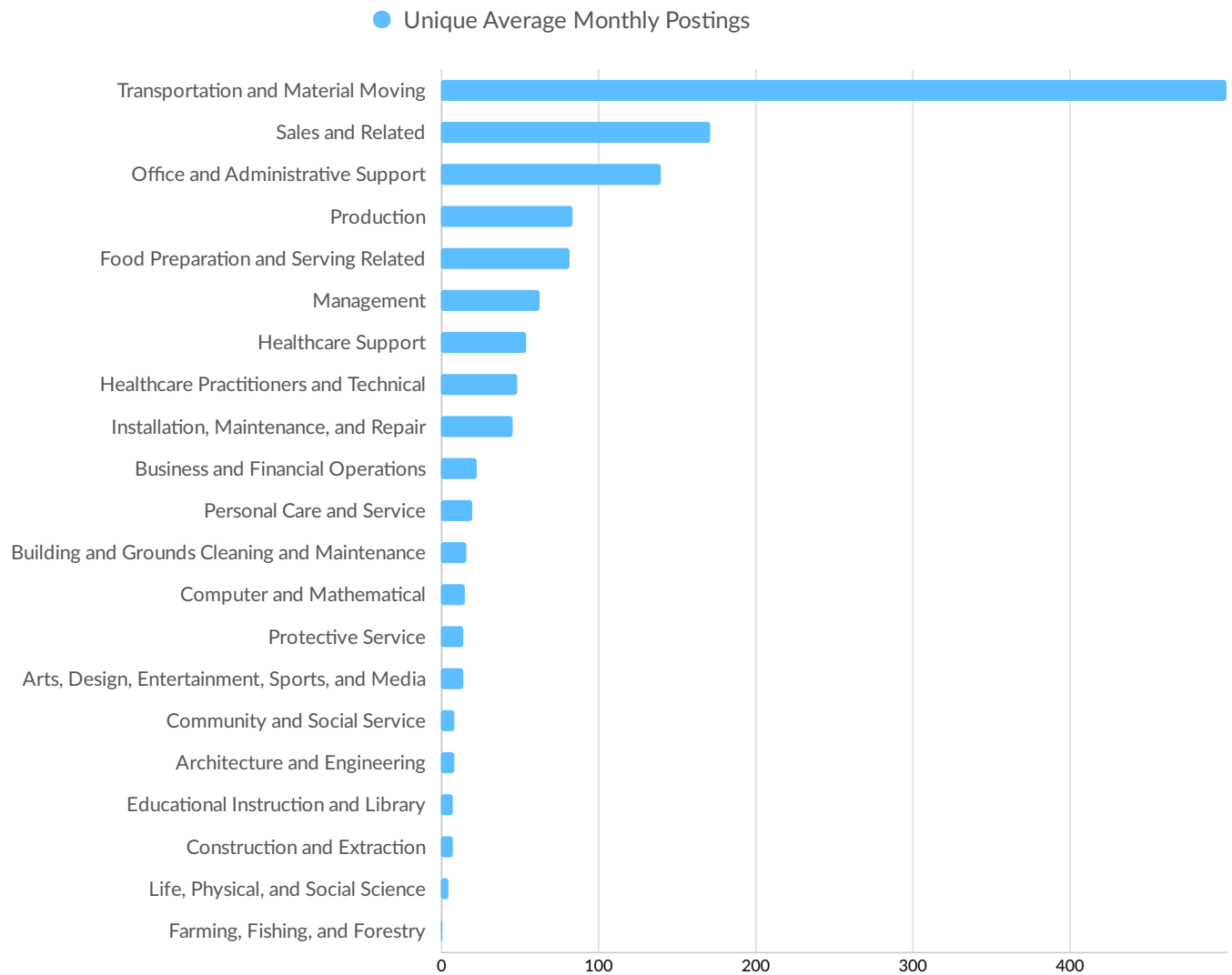
Top Occupation LQ



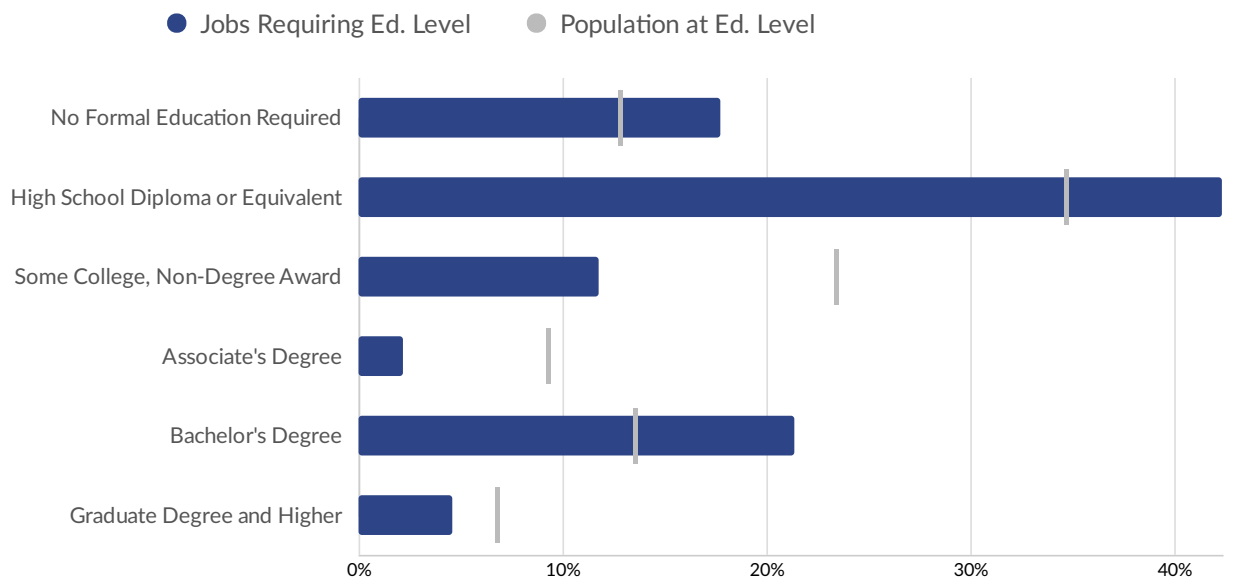
Top Occupation Earnings



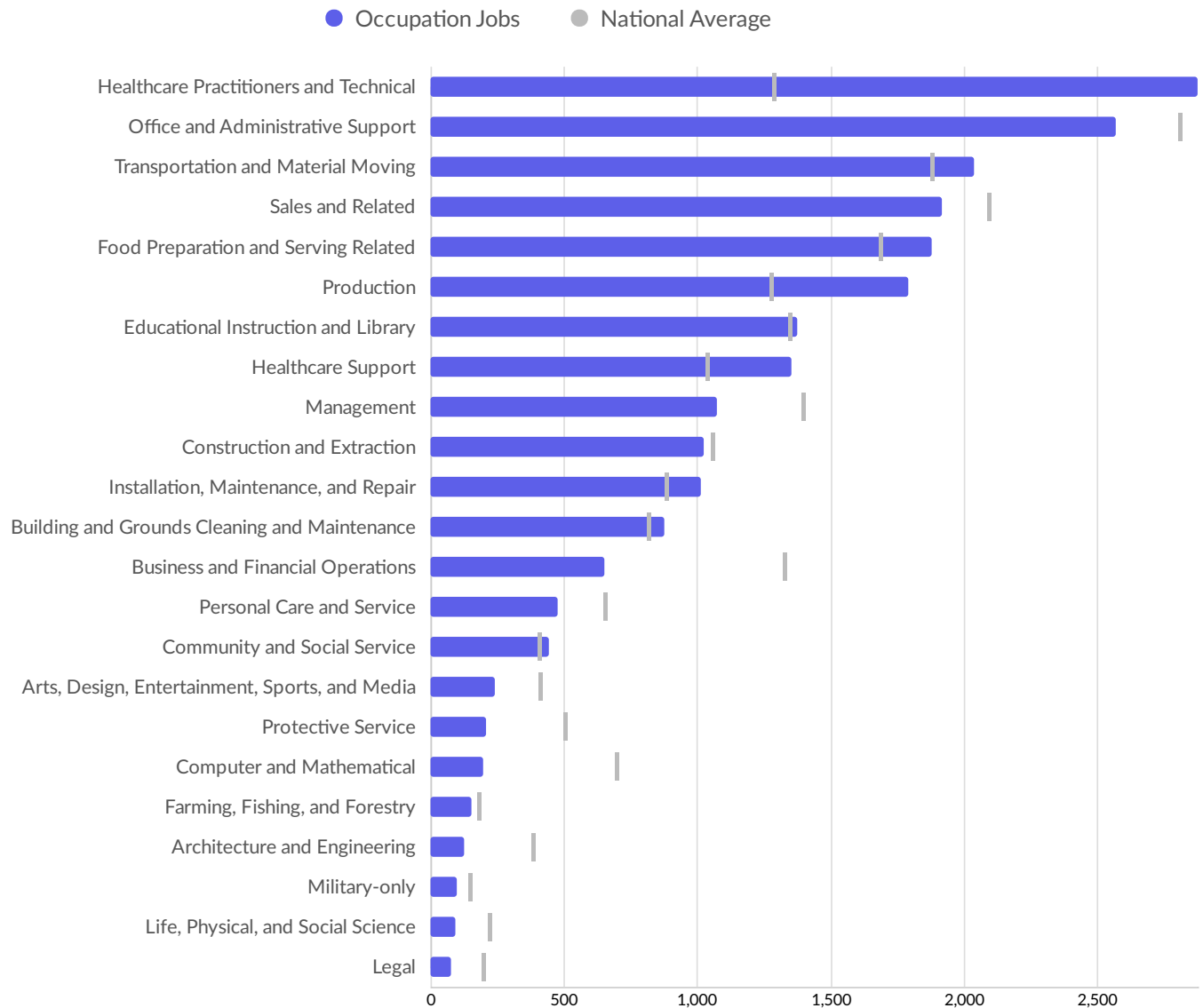
Top Posted Occupations



Underemployment








Largest Occupations



Educational Pipeline

In 2019, there were 1,360 graduates in Newton County, MO. This pipeline has grown by 53% over the last 5 years. The highest share of these graduates come from General Studies, Truck and Bus Driver/Commercial Vehicle Operator and Instructor, and Registered Nursing/Registered Nurse.

School	Total Graduates (2019)	Graduate Trend (2015 - 2019)
Crowder College	1,341 	
Neosho Beauty College	19 	
Essentials Academy of Cosmetology	0	

 Certificate
  Associate's
  Bachelor's
  Master's or Higher

In-Demand Skills

